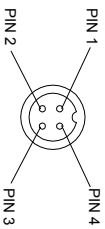


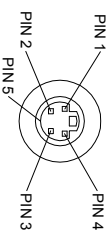
VIEW A



4 PIN FEMALE MATING FACE

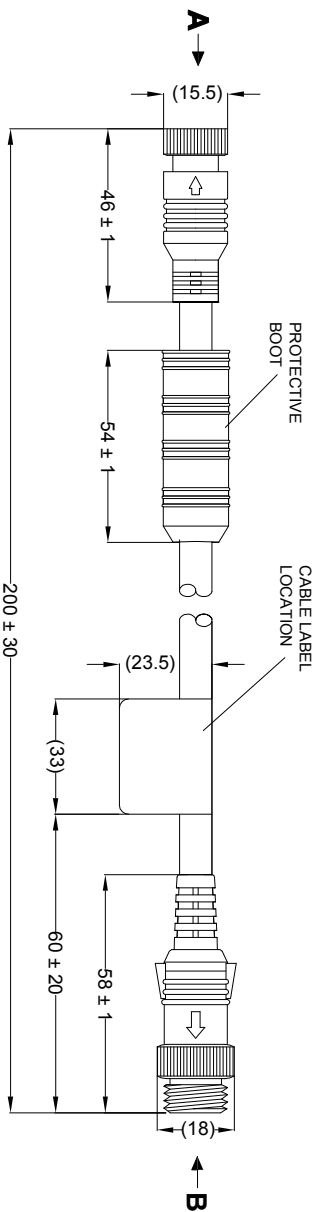
PIN #	WIRE COLOUR	DESCRIPTION
1	RED	+12V
2	BLACK	GND
3	WHITE	AUDIO
4	YELLOW	VIDEO

VIEW B



4 MINI DIN FEMALE MATING FACE

PIN #	WIRE COLOUR	DESCRIPTION
1	YELLOW	VIDEO
2	NOT USED	NO CONNECTION
3	WHITE	AUDIO
4	RED	+12V
5	BLACK	GND



NOTES:

- DIMENSIONS IN MM
- ENSURE ARROWS LINE UP WITH LOCATING LUG ON CONNECTOR.
- CABLE MUST BE ONE CONTINUOUS LENGTH BETWEEN CONNECTORS
- PROTECTIVE BOOT SHOULD BE WITHIN 100MM OF CONNECTOR A.
- ENSURE PROTECTIVE BOOT IS USED IN INSTALLATION.
- CABLE COLOURS ARE SUBJECT TO CHANGE.
- FOR CABLE LABEL REFER TO GENERIC CABLE LABEL DRAWING.
- MAXIMUM POSSIBLE RESISTANCE PERMITTED 1.0Ω.
- COLOUR OF CONNECTORS: BLACK.
- FOR MANUFACTURING CONTROLS PLEASE REFER TO ASSEMBLY PLANT DRAWING #SV136-5 REVISION 1.1.

PROPRIETARY NOTICE

THIS DESIGN AND TECHNICAL INFORMATION APPEARING ON THIS DRAWING IS THE PROPERTY OF BRIGADE ELECTRONICS, AND IS DISCLOSED IN CONFIDENCE. IT IS NOT TO BE COPIED, REPRODUCED, REVISED TO OR EXPROPRIATED BY OTHERS, EITHER IN WHOLE OR IN PART WITHOUT THE EXPRESS WRITTEN CONSENT OF BRIGADE ELECTRONICS.

Revision Notes:

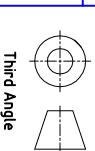
1. ENTIRE DRAWING REVIEWED AND UPDATED WITH TOLERANCES.			
Checked By: JIN	Approved By: DK	Date Released: 02/06/11	
2. NOTES UPDATED TO INCLUDE MANUFACTURING CONTROLS.			
Checked By: B.C	Approved By: DK	Date Released: 11/11/11	
3. UPDATED CONNECTOR B DIMENSION FROM 25 TO 18.			
Checked By: G.P	Approved By: S.M	Date Released: 13/12/12	

Assembly PI Approval S.V 10/12/12	Approved by D/KERAL	Checked by JIN/WMAN	Drawn by M/BUTLER
--------------------------------------	------------------------	------------------------	----------------------

Angle of Projection	Units mm	Scale N/A	Released 24/04/08	Assembly Ref SV136-5
---------------------	-------------	--------------	----------------------	-------------------------

Status RELEASED	Part No. 2094	AC-014
--------------------	------------------	--------

BRIGADE®
www.brigade-electronics.com



Third Angle	Part No. 2094	AC-014
-------------	------------------	--------

BE-000550-03-08